







HOW TO ACCESS THE CFC ON-LINE PICTURE DIRECTORY ON A SMART PHONE:

APPLE (IOS):

- You may need your Apple ID and Password
Your Apple ID is typically your email address. If you do not remember your password, click “forgot password” and a link will be sent to your email so that you can choose a new password (Must be 8 characters long with at least 1 number and 1 upper case letter). Go to your email and click on the blue link.
- Find the “app store” icon on your phone 
- In the search  bar type Instant Church Directory
- Look for this  symbol
- Click GET. It should start downloading but you may need to double click the button on the right side of your actual phone. (Not the screen)
- Once it loads, click OPEN. Type in the email address you have on file with the church and create a password (Must be 8 characters long with at least 1 number and 1 upper case letter).

ANDROID (Non-Apple phone)

- You may need to sign into your gmail account.
- Use your email address and password. If you do not remember your password, click “forgot password” and a link will be sent to your email so that you can choose a new password (Must be 8 characters long with at least 1 number and 1 upper case letter). Go to your email and click on the blue link.
- Find the “Google Play Store” or “Play Store” icon on your phone 
- In the search bar  type Instant Church Directory
- Look for this  symbol
- Click “Install”
- Click “Open”
- Once it loads, click OPEN. Type in the email address you have on file with the church and create a password (Must be 8 characters long with at least 1 number and 1 upper case letter).